

---

# Graduation Summary

## 2024-2025

---



July 09, 2025

Northern New Mexico College  
Office of Institutional Research

---

# Northern NM College 2024-25 Graduates

## Introduction

This is the 4th NNMC Graduation Summary Report. The intent is to provide graduation data for our internal as well as external stakeholders. The data used for this report is taken from our Banner Database. Data is presented as an annual aggregate total based on Summer, Fall, and Spring semesters in an academic year. For this report that is Summer 2024, Fall 2024, and Spring 2025.

The Graduation Summary is processed and published during the summer semester. Therefore, summer graduation rates will be pending for the most recent year.

## *Table of Contents:*

**Table 1: Degrees Conferred by Academic Unit (Department)**

**Chart 2: Degrees Conferred by Degree Type**

**Table 3: Academic Unit and Gender**

**Table 4: Gender and Degree Level**


**Table 5: Degrees Awarded by Major**

**Table 6: Licensure and Certificate by Gender**

**Table 7: Average Age of Graduates by Major and Degree Level**

**Table 8: Degrees Conferred by Academic College**

Northern New Mexico College organizes its academic and technical programs into three colleges under the Office of Academic Affairs. The nine academic departments are listed on the left and are distributed among these three colleges. Academic programs within each department are listed below.



### School of Liberal Arts, Business & Education

ARTS & HUMAN SCIENCES	BUSINESS ADMINISTRATION	LANGUAGE & LETTERS	TEACHER EDUCATION
<ul style="list-style-type: none"> <li>• Film &amp; Digital Media Arts</li> <li>• Criminal Justice</li> <li>• General Psychology</li> <li>• Criminal Justice</li> <li>• BA Integrated Studies</li> </ul>	<ul style="list-style-type: none"> <li>• Accounting</li> <li>• Barbering/Cosmetology</li> <li>• Management</li> <li>• Project Management</li> <li>• Microsoft Office</li> <li>• Office Administration</li> <li>• Bookkeeping</li> <li>• Hospitality, Tourism, Restaurant Mgmt.</li> <li>• Business Administration</li> </ul>	<ul style="list-style-type: none"> <li>• Liberal Arts</li> <li>• Literary Editing &amp; Publishing</li> </ul>	<ul style="list-style-type: none"> <li>• Early Childhood Education</li> <li>• Elementary Education</li> <li>• Alternative Licensure</li> </ul>

### School of Science, Technology, Engineering, Math & Health Sciences

BIOLOGY, CHEMISTRY & ENVIRONMENTAL SCIENCE	ENGINEERING & TECHNOLOGY	MATHEMATICS & PHYSICAL SCIENCE	NURSING & HEALTH SCIENCES
<ul style="list-style-type: none"> <li>• Biology</li> <li>• Chemistry</li> <li>• Environmental Science</li> <li>• Nuclear Operations</li> <li>• Radiation Protection</li> </ul>	<ul style="list-style-type: none"> <li>• Electromechanical Engineering Tech</li> <li>• Information Engineering Technology</li> <li>• Software Engineering</li> <li>• Pre-Engineering</li> </ul>	<ul style="list-style-type: none"> <li>• Mathematics</li> <li>• Data Science</li> </ul>	<ul style="list-style-type: none"> <li>• Allied Health</li> <li>• Certificate in Practical Nurse</li> <li>• Certificate in Phlebotomy Technician/Phleboto</li> <li>• Associate in nursing</li> <li>• Bachelor's in nursing (RN to BSN)</li> </ul>

### NNMC Branch Community College

TECHNICAL TRADES
<ul style="list-style-type: none"> <li>• Electrical Technology</li> <li>• Plumbing Technology</li> <li>• Plumbing Apprenticeship</li> </ul>

### Table 4: Gender and Degree Level (2024-25)

Northern awarded 299 certificates and degrees for the 2024-25 academic year. This number includes students who earned more than one certificate/degree.

Table 1: Degrees Conferred by Academic Unit (Department)

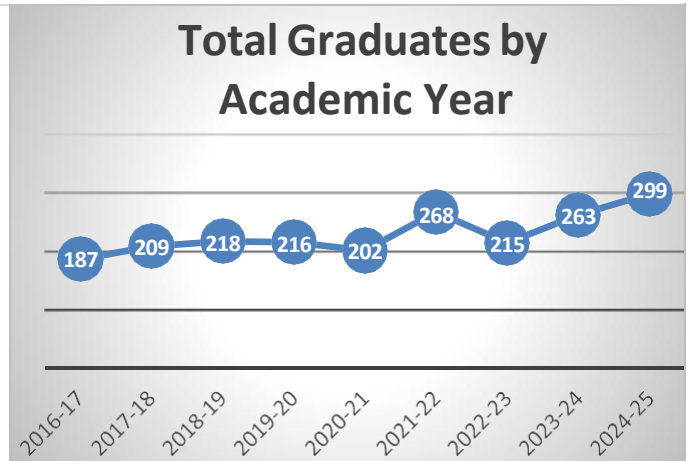
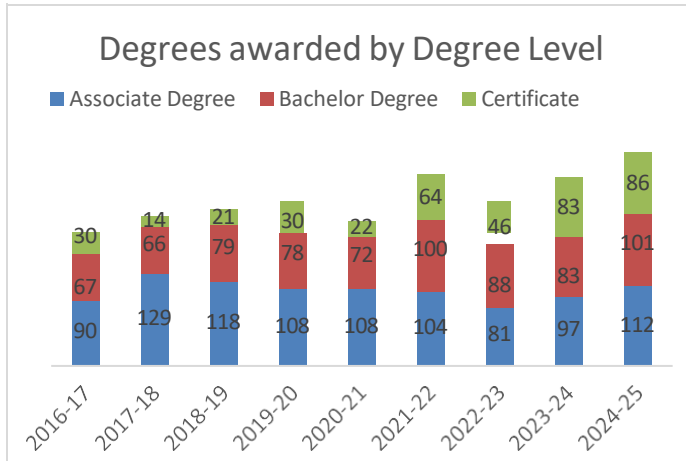
	2016-17	2017-18	2018-19	2019-20	2020-21	2021-22	2022-23	2023-24	2024-25
Arts and Human Sciences	28	29	39	38	36	26	31	26	21
Biology, Chemistry & Environmental Sciences	31	29	28	28	22	33	27	25	40
Business Administration	55	56	49	37	55	117	59	73	99
Engineering & Technology	14	27	19	20	19	20	17	31	7
Language and Letters	4	2	6	9	4	6	8	4	8
Mathematics & Physical Sciences	2	3	3	3	0	1	0	3	0
Nursing and Health Sciences	31	44	46	35	20	31	20	22	35
Teacher Education	14	14	28	46	46	31	50	70	81
Technical Trades	8	5				3	3	3	8
<b>Grand Total</b>	<b>187</b>	<b>209</b>	<b>218</b>	<b>216</b>	<b>202</b>	<b>268</b>	<b>215</b>	<b>257</b>	<b>299</b>

Table 1 displays the number of degrees awarded by academic units from 2016-17 to 2024-25. The college offers 16 certificates, 23 associate degrees, and 12 bachelor’s degrees (Source: 2025 HLC Annual Institutional Data Update). These awards are granted in the Fall, Spring, and summer terms.

Table 2: Degrees Conferred by Degree Type

Degree Type	2016-17	2017-18	2018-19	2019-20	2020-21	2021-22	2022-23	2023-24	2024-25
Alternative Licensure	3	5	6	18	10	8	20	38	43
Associate of Applied Science	28	47	43	39	33	41	33	31	45
Associate of Arts	47	52	56	61	57	48	33	45	46
Associate of Engineering	5	17	9	5	13	9	10	10	6
Associate of Science	10	13	10	3	5	6	5	5	15
Bachelor of Arts	5	3	8	13	20	16	22	17	25
Bachelor of Arts in Integrated Studies	9	17	14	15	17	14	18	12	15
Bachelor of Business Administration	25	19	33	17	22	39	27	30	45
Bachelor of Engineering	8	10	10	15	6	11	7	10	1

Degree Type	2016-17	2017-18	2018-19	2019-20	2020-21	2021-22	2022-23	2023-24	2024-25
Bachelor of Science	16	15	10	13	6	10	9	7	9
Bachelor's in nursing (RN to BSN)	4	2	4	5	1	10	5	7	6
Certificate	27	9	15	12	12	56	26	45	43
<b>Grand Total</b>	<b>187</b>	<b>209</b>	<b>218</b>	<b>216</b>	<b>202</b>	<b>268</b>	<b>215</b>	<b>257</b>	<b>299</b>



### Number of Students Graduated by Gender

Northern's overall distribution of men to women is usually around 40% and 60% respectively. When it comes to graduates, the distribution is about 29% men and 71% women. The Technical Trades Department exclusively graduated men, while the Nursing and Health Sciences and the Teacher Education Departments had over 80% women graduates.

**Table 3: Academic Unit and Gender (2024-25)**

Academic Unit (Department)	Women	Men	Grand Total
Arts and Human Sciences	12	9	21
Biology, Chemistry & Environmental Science	29	11	40
Business Administration	62	37	99
Engineering & Technology	4	3	7
Language and Letters	6	2	8
Nursing and Health Sciences	30	5	35
Teacher Education	68	13	81
Technical Trades	0	8	8
<b>Grand Total</b>	<b>211</b>	<b>88</b>	<b>299</b>

**Table 4: Gender and Degree Level (2024-25)**

Gender	Associate Degree	Bachelor Degree	Certificate	Grand Total
Women	85	73	53	211
Men	27	28	33	88
<b>Grand Total</b>	<b>112</b>	<b>101</b>	<b>86</b>	<b>299</b>

The table below displays the number of degree levels conferred by a program of study and department. It is important to note that all of our Bachelor’s Degrees are “stackable”. That is, you can receive an associate degree within the bachelor’s degree program along the way. This is one of many strategies to ensure that students are successful, and that the curriculum is as efficient as possible. The biggest growth from 2023-24 graduates to 2024-25 graduates was in Biology, Chemistry & Environmental Science, Nursing & Health Science, Language and Letters, and Technical Trades (60%, 60%, 100%, and 167% respectively).

**Table 5: Degrees Awarded by Major (2024-25)**

Academic Unit and Majors	Associate Degree	Bachelor Degree	Certificate	Grand Total
<b>Arts and Human Science</b>	<b>6</b>	<b>15</b>		<b>21</b>
Criminal Justice	3	3		6
Film and Digital Media Arts	2			2
General Psychology	1			1
Humanities		1		1
Media and Art		2		2
Psychology		5		5
Self Design		4		4
<b>Biology, Chemistry &amp; Environmental Science</b>	<b>31</b>	<b>9</b>		<b>40</b>
Biology	5	7		12
Chemistry	8			8
Environmental Science	2	2		4
Nuclear Operations Technology	4			4
Radiation Protection	12			12
<b>Business Administration</b>	<b>22</b>	<b>45</b>	<b>32</b>	<b>99</b>
Barbering			4	4
Business Administration	21			21
Cosmetology	1		1	2
Management		27		27
Microsoft Office Suite			3	3
Project Management		18	24	42
<b>Engineering &amp; Technology</b>	<b>6</b>	<b>1</b>		<b>7</b>

<b>Academic Unit and Majors</b>	<b>Associate Degree</b>	<b>Bachelor Degree</b>	<b>Certificate</b>	<b>Grand Total</b>
Information Engineering Tech	1	1		2
Pre-Engineering	3			3
Software Engineering	2			2
<b>Language and Letters</b>	<b>6</b>		<b>2</b>	<b>8</b>
Liberal Arts	6			6
Literary Editing / Publishing			2	2
<b>Nursing and Health Science</b>	<b>26</b>	<b>6</b>	<b>3</b>	<b>35</b>
Allied Health	2			2
Bachelor's in nursing (RN to BSN)		6		6
Nursing (ADN)	24			24
Certificate Practical Nurse			3	3
<b>Teacher Education</b>	<b>13</b>	<b>25</b>	<b>43</b>	<b>81</b>
Alt Secondary (7-12)			16	16
ALT Special Education			13	13
ALT-Elementary(K-8)			14	14
Early Childhood Education	7	15		22
Elementary Education	6	10		16
<b>Technical Trades</b>	<b>2</b>		<b>6</b>	<b>8</b>
Electrical Technology			3	3
Pipefitting			1	1
Plumbing	2		2	4
<b>Grand Total</b>	<b>112</b>	<b>101</b>	<b>86</b>	<b>299</b>

Table 6 presents a breakdown of our most recent completers of certificate programs. Certificate programs are significant as they provide an opportunity to enhance skills and careers without the commitment of time and money required for obtaining a degree. Northern closely collaborates with state and local stakeholders to ensure the development of programs that cater to the needs of both our students and their employers. Additionally, advisory groups are carefully chosen and cultivated to regularly advise departments. The number of certificate graduates increased by 10% from last year (n=78) to this year (n=86). The percentage of female certificate recipients is 23% more than male certificate recipients.

**Table 6: Licensure and Certificate by Gender (2024-25)**

Majors	Women	Men	Grand Total
Alt Secondary (7-12)	10	6	16
ALT Special Education	10	3	13
ALT-Elementary(K-8)	12	2	14
Barbering	2	2	4
Cosmetology	1		1
Electrical Technology		3	3
Literary Editing / Publishing	1	1	2
Microsoft Office Suite	1	2	3
Pipefitting		1	1
Plumbing		2	2
Practical Nurse	2	1	3
Project Management	14	10	24
<b>Grand Total</b>	<b>53</b>	<b>33</b>	<b>86</b>

Northern New Mexico College has a diverse group of students. In the 2024-25 academic year, graduates who received bachelor’s degrees had an average age of 33.9 years. The average age for certificate and associate degree graduates was 36.4 and 28.5 years, respectively. Average age of Alternative Licensure (ALT) graduates was over 35 years. The college welcomes students of all ages and offers the Alternative Licensure (ALT) program for individuals who have already obtained a degree from a regionally accredited college or university.

**Table 7: Average Age of Graduates by Major and Degree Level (2024-25)**

Major Program	Associate Degree	Bachelor Degree	Certificate	Grand Total
Allied Health	20.0			20.0
Alt Secondary (7-12)			42.3	42.3
ALT Special Education			38.2	38.2
ALT-Elementary(K-8)			39.9	39.9
Barbering			21.8	21.8
Biology	28.6	25.4		26.8
Business Administration	29.4			29.4
Chemistry	29.6			29.6
Cosmetology	21.0		23.0	22.0
Criminal Justice	23.3	25.0		24.2
Early Childhood Education	30.3	34.3		33.0
Electrical Technology			20.0	20.0
Elementary Education	28.5	33.4		31.6
Environmental Science	32.0	29.0		30.5
Film and Digital Media Arts	21.0			21.0
General Psychology	27.0			27.0



Major Program	Associate Degree	Bachelor Degree	Certificate	Grand Total
Humanities		44.0		44.0
Information Engineering Tech	23.0	22.0		22.5
Liberal Arts	24.3			24.3
Literary Editing / Publishing			23.5	23.5
Management		36.6		36.6
Media and Art		41.0		41.0
Microsoft Office Suite			27.7	27.7
Nuclear Operations Technology	34.0			34.0
Nursing		34.3		34.3
Nursing (ADN)	30.8			30.8
Pipefitting			21.0	21.0
Plumbing	24.5		25.0	24.8
Practical Nurse			36.3	36.3
Pre-Engineering	23.0			23.0
Project Management		37.2	38.3	37.9
Psychology		23.0		23.0
Radiation Protection	27.2			27.2
Self-Design		35.3		35.3
Software Engineering	31.0			31.0
<b>Grand Total</b>	<b>28.5</b>	<b>33.9</b>	<b>36.4</b>	<b>32.6</b>

**Table 8: Degrees Conferred by Academic College (2024-25)**

College	Associate Degree	Bachelor Degree	Certificate	Grand Total
Liberal Arts, Business & Education	47	85	77	209
NNMC Branch Community College	2		6	8
Science, Technology, Engineering, Math & Health Science	63	16	3	82
<b>Grand Total</b>	<b>112</b>	<b>101</b>	<b>86</b>	<b>299</b>

## Acknowledgements

Northern extends its gratitude for the unwavering dedication of the faculty and staff toward ensuring the success and program completion of NNMC students. Additionally, the college recognizes and commends the graduates for their commitment and perseverance in obtaining their well-deserved awards.